

CURA

 nurture
by Steelcase



*Functional. Flexible. Forward-thinking.
A friend to your guests and the environment.*

FAMILIES OF SEATING

DESIGN INSPIRATION

The Cura™ seating line delivers high-performance seating that elegantly addresses the needs of the patient, caregiver and facilities management. Created by award-winning designer Michael Shields, Cura provides refined ergonomics, ease of use, and site renewable high-wear components in a broad statement of line. Its unique flexing frame accommodates subtle movements that can increase comfort while reducing anxiety. Tandem, patient, high-back and mid-back seating styles are available in wide and narrow versions.

FEATURES AND BENEFITS

COMFORTABLE The CuraNet integrated suspension system provides outstanding support and breathable comfort. Cura's curved back frame mimics the user's posture for proper upper and lower back support.

ACCOMMODATING Frame offers a passive flex that encourages movement, aiding in overall circulation and reduced anxiety.

DURABLE Frame is constructed with steel tubing and steel rods for structural integrity – to meet the demands of a 24/7 environment.

SUSTAINABLE Modular design allows components to be replaced in the field quickly and easily, as needed. Upholstered seat is also reversible in the field to provide a refurbished look without purchasing new components.

CHOICES The Cura family is available in multiple frame styles, back heights and seat widths. A variety of mesh and upholstery options also allows Cura to complement nearly any environment or décor.






SMART DESIGN. SMART CHOICE.

The Cura family of products – from patient and tandem seating to tables and ottomans – provides a consistent, stylish aesthetic across a variety of user needs. Cura's comfort and hard-working durability also make it a natural for nearly any healthcare environment.






Aquamarine



Ash



Camel




Cocoa



Ebony



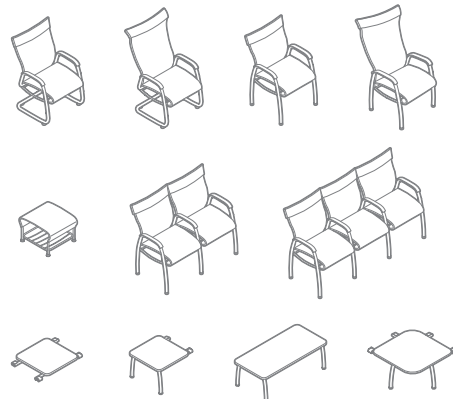
Lily Pad



FABRICS AND FINISHES

CuraNet is a 100% polyester yarn with an integrated synthetic elastomer suspension system. Ultraleather™ Promessa is a durable PVC-free material used on the seat and headrest and is available in colors to match the mesh. Materials can be specified in contrasting colors, as well. Four frame colors are available. Arm caps are available in Sterling Dark urethane or seven wood finishes.

STATEMENT OF LINE



Refer to Nurture specification guide for complete product details.

DIMENSIONS

	overall depth	available overall widths	available overall heights	seat depth	available seat widths	seat height	arm height
Patient Chair	24 1/2"	25"/28"	40 1/2"/48"	19"	21"/24"	18 1/2"	25 3/4"
Tandem Seating							
Single-Seat	24 1/2"	25"/28"	37"	19"	21"/24"	18 1/2"	25 3/4"
Two-Seat	24 1/2"	48 3/4"/54 3/4"	37"	19"	21"/24"	18 1/2"	25 3/4"
Three-Seat	24 1/2"	73"/82"	37"	19"	21"/24"	18 1/2"	25 3/4"

